

# TARJETAS DE VOCABULARIO

-ESTIMULACIÓN Y DESARROLLO VERBAL-



TEMÁTICA: MATERIAL ESCOLAR



## ¿QUÉ SE TRABAJA CON ESTE MATERIAL?



- **ESTIMULACIÓN VERBAL**
- **VOCABULARIO**
- **ASOCIACIÓN PICTOGRAMA-IMAGEN REAL**



## ¿CÓMO SE UTILIZA?

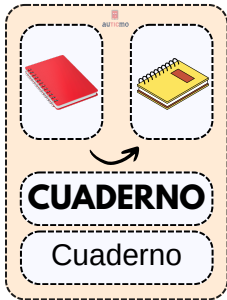


Comenzaremos imprimiendo, plastificando y recortando todas las tarjetas. Una vez que las tengamos disponibles para trabajar podremos elegir 4 maneras para utilizarlas:

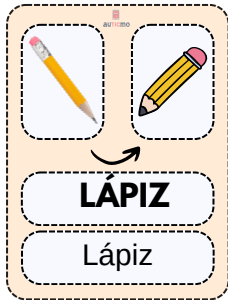
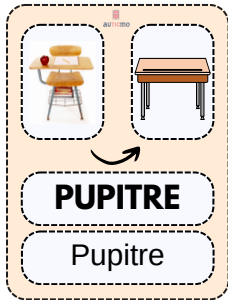
1. Denominación de la palabra por parte del profesional
2. Mostrar la tarjeta, preguntar "¿qué es?" y esperar a que se evoque la respuesta
3. Mostrar diferentes tarjetas y a través de la estimulación receptiva, pedir un material
4. Mostrar la tarjeta a la vez que se ofrecen materiales reales, así estaremos generalizando los conceptos, de material simbólico al mundo físico.





# IMPRIME Y RECORTA



# IMPRIME Y RECORTA





# IMPRIME Y RECORTA

**TIJERAS**


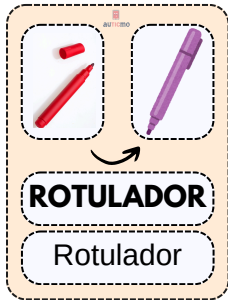
Tijeras



**MOCHILA**

Mochila

# IMPRIME Y RECORTA





# IMPRIME Y RECORTA



**CERA**

Cera

The left panel features a large dashed-line box containing two smaller dashed-line boxes at the top. The left box shows a photograph of four crayons (yellow, green, red, blue) and the right box shows four stylized crayons in green, teal, purple, and orange. A curved arrow points from the left box to the right box. Below these are two rounded rectangular boxes: the top one contains the word 'CERA' in bold black letters, and the bottom one contains 'Cera' in a regular black font. A small 'auticmo' logo is at the top center.

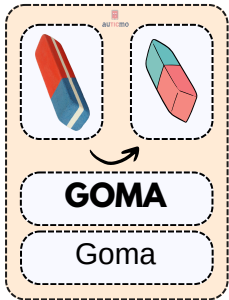
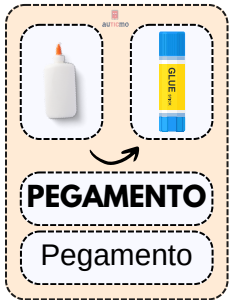


**LIBRO**

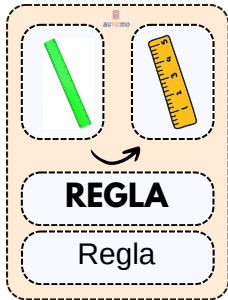
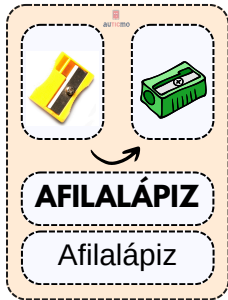
Libro

The right panel features a large dashed-line box containing two smaller dashed-line boxes at the top. The left box shows a photograph of a red book and the right box shows a stylized red book. A curved arrow points from the left box to the right box. Below these are two rounded rectangular boxes: the top one contains the word 'LIBRO' in bold black letters, and the bottom one contains 'Libro' in a regular black font. A small 'auticmo' logo is at the top center.

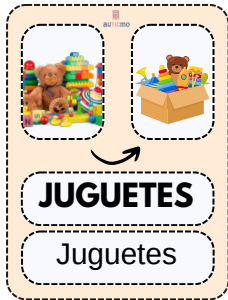
# IMPRIME Y RECORTA



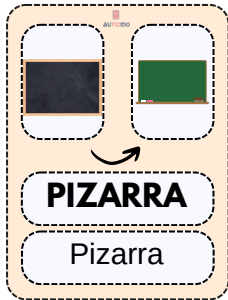
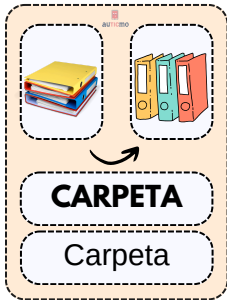
# IMPRIME Y RECORTA



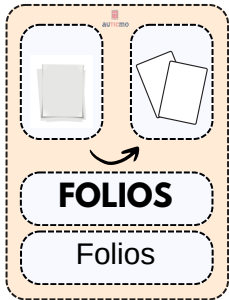
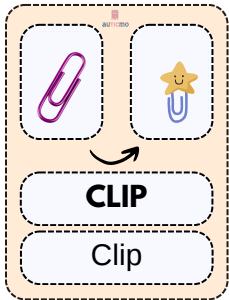
# IMPRIME Y RECORTA



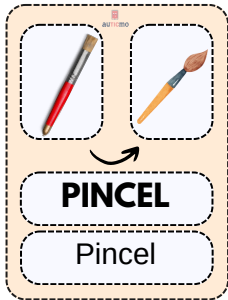
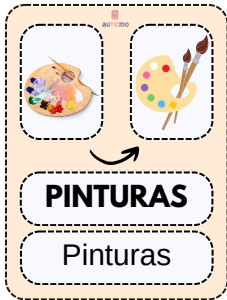
# IMPRIME Y RECORTA



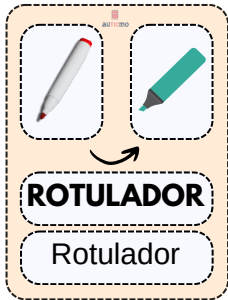
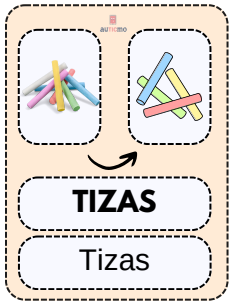
# IMPRIME Y RECORTA



# IMPRIME Y RECORTA



# IMPRIME Y RECORTA



# IMPRIME Y RECORTA

